

SAY SMS V3.0.0

Copyright Notice

All references pointing to CMans Studios and its product categories are Copyright owned by CMans Studios. The other third party elements used are just for promotional and with no intention to make anything offensive. The third party elements used are all copyrighted by their respective owners.

GPL Licensed

This program is free software: you can redistribute it and/or modify it under the terms of the GNU General Public License as published by the Free Software Foundation, either version 3 of the License, or (at your option) any later version.

This program is distributed in the hope that it will be useful, but WITHOUT ANY WARRANTY; without even the implied warranty of MERCHANTABILITY or FITNESS FOR A PARTICULAR PURPOSE. See the GNU General Public License for more details.

You should have received a copy of the GNU General Public License along with this program. If not, see <<http://www.gnu.org/licenses/>>.

Warning and Disclaimer

The software is provided 'as is' without any warranty of any kind. CMans Studios is not responsible for any loss or damage to your Phone, SIM, or any data therein whilst using the software. It's just an add-on support. We don't assure you any guarantee if any damage caused on using the software.

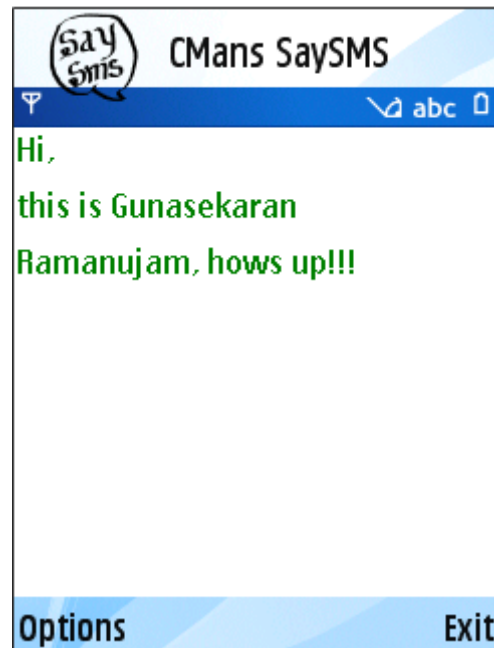
SaySMSv3.0.0 for Series60 3rd edition Devices



The software targets Series60 Symbian9.x Mobile Phone devices, providing instant messaging of Class 0 or Class0 SMS (Flash SMS) facility over the GSM network. The SMS sent via this software will be directly displayed over the desktop screen in the remote mobiles than going into the Inbox. The software can be used in environments where the announcement information for immediate notice is required or to just crack a joke. Once the message is read the background MTM system automatically deletes the message and won't be available in the Inbox.

Sending Flash SMS with SaySMS:

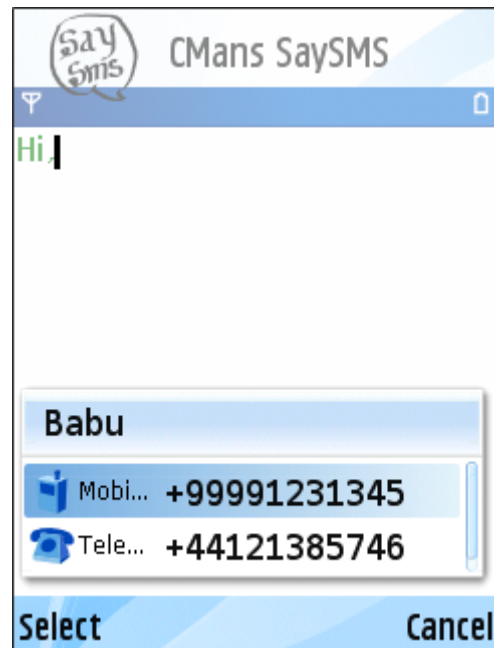
- Open SaySMS from the Applications folder of the phone's menu
- Launch SaySMS Application from the list
- Type the required message in the text editor



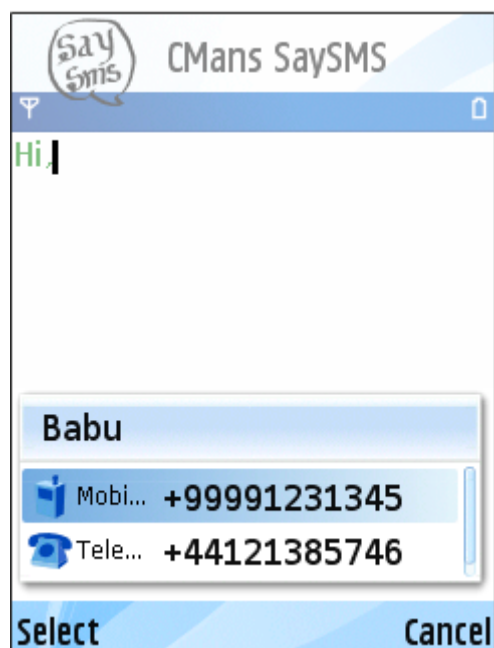
- From Options menu choose Send command, which by default opens the phonebook view listing the entries in phonebook to choose recipients.



- Select the recipients from the phonebook entries if it is available. Now with v3.0.0 selection of multiple recipients to send simultaneously is allowed. Press OK. New menu is shown with the particular number to choose, if multiple phone numbers exists for same phonebook entry. Select one number for every recipient.



- If the number of the recipient is not available in phonebook, press Back option. Now the window asking for manual entry of the phone number pops.

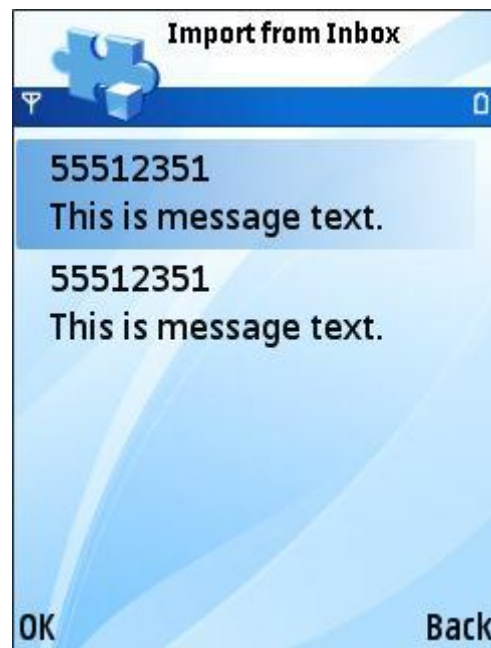


- Enter the phone number manually and press OK.
- A Billability Statement saying that sending of SMS may be charged by the service provider. Press Ok so that message will be sent. [The billability statement display can be disabled via settings].

Importing the messages from Inbox

SaySMS is usually used in the context of sending forward messages or cracking a simple joke. So this needs to copy messages from the inbox. V3.0.0 comes with a feature where we can import messages from inbox.

- Open Options>Import from Inbox, select the available message from Inbox and press OK.



Settings

We can control functional behaviour of SaySMS by modifying the settings.

- Enable/Disable Delivery Report
- Enable/Disable Billability Statement
- Enable/Disable Privacy Statement



Where can I Download?

- The application is available at <http://cmansstudios.solarbotics.net>
- The source code is also available at <http://cmansstudios.solarbotics.net>, and developers can also use CVS access from <http://saysms.cvs.sourceforge.net>